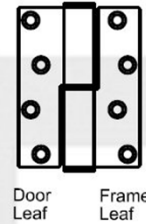
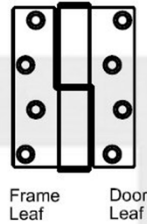
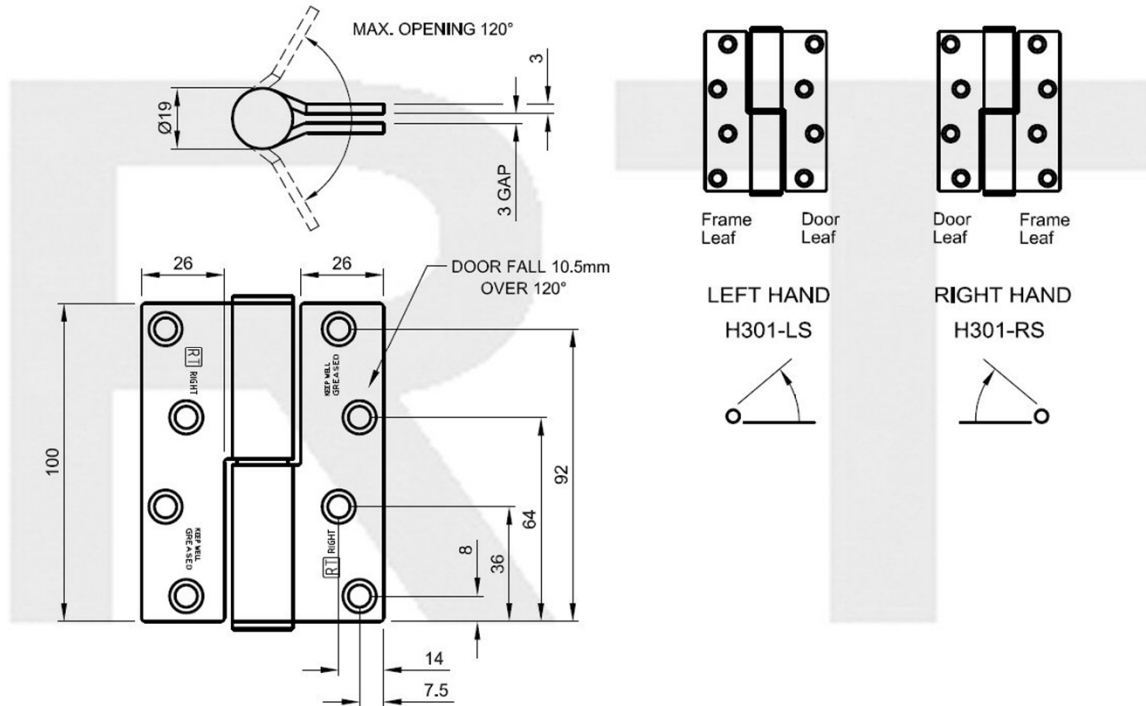
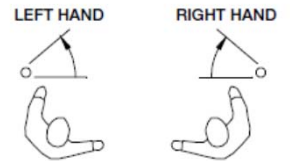


Royde & Tucker H301 falling butt hinge



LEFT HAND
 H301-LS



RIGHT HAND
 H301-RS



These hinges cause the door to FALL OPEN

Falling butt hinge

- 100x77x3mm falling butt hinge
- These hinges cause the door to fall OPEN
- Maximum adjusted door weight 50kg as standard, or up to 80kg (please contact the sales office for advice)
- Minimum door thickness 29mm
- c/w metric 5 x 32mm wood screws
- Due to the precision engineering of our rising butt hinges, 3 or even 4 can be used per door leaf, if required
- Unless otherwise stated stainless steel substrate, Grade 316 stainless steel available

Notes:

- These butt hinges are not to be confused with the HI-LOAD range, in that they require regular maintenance. After fitting, the cam faces and pin must be lubricated with grease supplied, following the manufacturer's instructions.

Royde & Tucker Ltd
 Bilton Road
 Cadwell lane
 Hitchin
 SG4 0SB
 Tel: 01462 444444
 Fax: 01462 444433
 www.ratman.co.uk
 e-mail: sales@ratman.co.uk