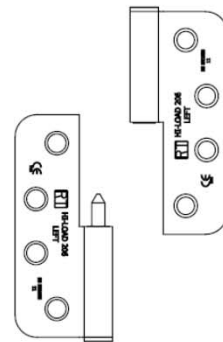
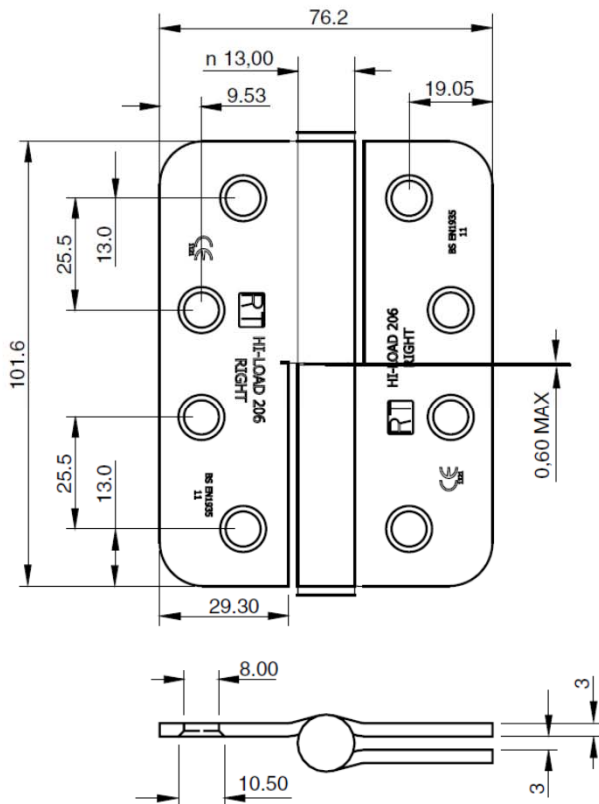
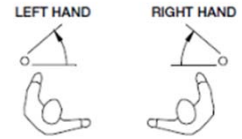
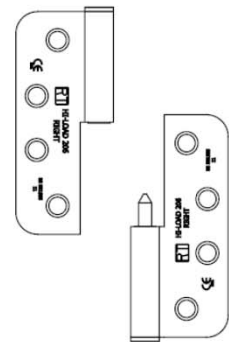


## Royde & Tucker H206 HI-LOAD lift-off hinge (Concealed Bearing H207)



LEFT HAND  
H206-LR



RIGHT HAND  
H206-RR

- Lift off version (same hinge leaf pattern) as H207
- 101.6x76.2x3mm Lift-off hinge
- Maximum adjusted door weight 80kg
- To BS EN 1935 Grade 11
- Minimum door thickness 35mm
- Maintenance free, guaranteed for 25 years
- CE Certificate No. 1121-CPR-AC0135
- Suitable for use on fire doors: Certifire approved – CF215
- To be fitted with HP207 intumescent hinge pads, if being installed on fire doors
- c/w metric 5 x 32mm wood screws
- Unless otherwise stated stainless steel substrate, Grade 316 stainless steel available

**Royde & Tucker Ltd**  
Bilton Road  
Cadwell lane  
Hitchin  
SG4 0SB  
Tel: 01462 444444  
Fax: 01462 444433  
www.ratman.co.uk  
e-mail: sales@ratman.co.uk