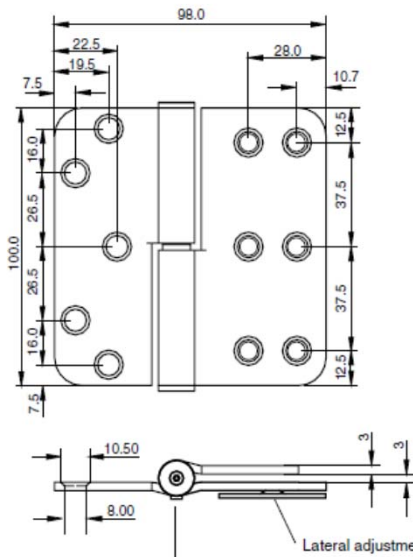
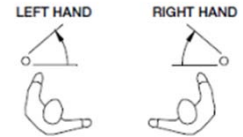
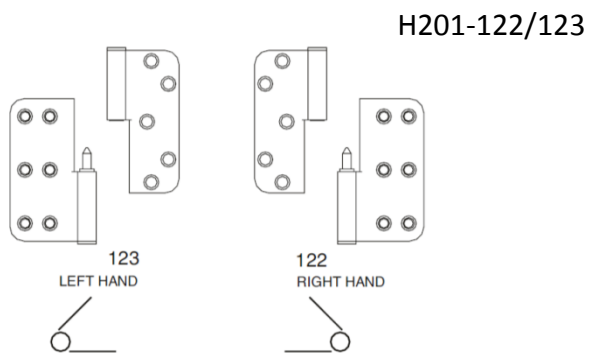
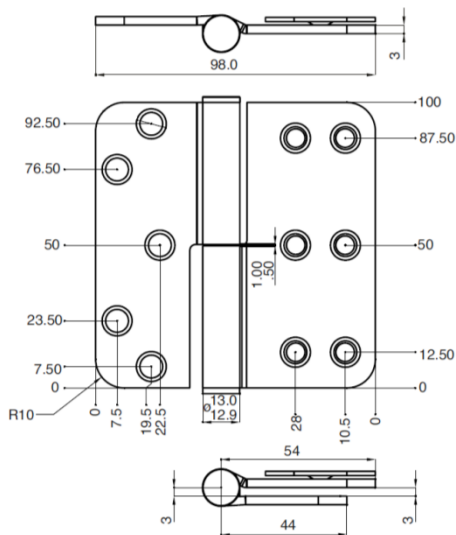
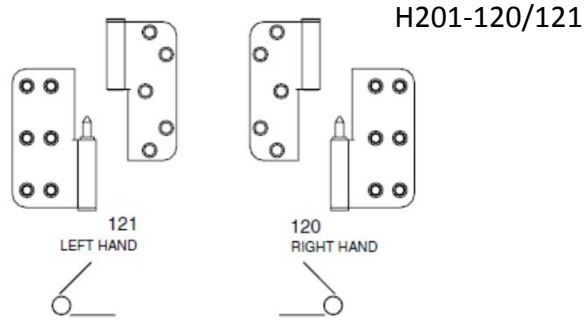


# Royde & Tucker H201-120/121 and 122/123 HI-LOAD ADJUSTABLE lift-off hinges



Vertically adjustment using Alan key in end of knuckle and locking off using grub screw in side of knuckle



- 100x98x3mm adjustable lift-off hinge
- Maximum adjusted door weight 80kg
- Minimum door thickness 44mm
- Maintenance free, guaranteed for 25 years
- Vertical adjustment +/- 1.5mm
- Horizontal adjustment +/- 1.5mm
- c/w metric 5 x 32mm wood screws
- Unless otherwise stated stainless steel substrate, Grade 316 stainless steel available

**Royde & Tucker Ltd**  
 Bilton Road  
 Cadwell lane  
 Hitchin  
 SG4 0SB  
 Tel: 01462 444444  
 Fax: 01462 444433  
 www.ratman.co.uk  
 e-mail: sales@ratman.co.uk